

**Doon Public School, Bhuj**  
**Holiday Homework**  
**Answer key for the subject – Maths**

Class : UKG

Page number covered: 2 to 21

Subject : Maths

Important Guidelines:

Summer vacations are round the corner. It's time for relaxation, enjoyment and staying connected to academics. This is your holiday homework for Maths which you have to complete in your Creative Notebook.

Firstly try to do the homework on your own and then take help of the answer key given to check your work.

1. This homework will be thoroughly checked on reopening of the School.
2. The holiday homework must be done in a very neat and presentable manner.
4. Write the answers in proper place.
5. Do your work on daily basis.
6. Follow instructions given in detail throughout the worksheet.

<b>Topic</b>	<b>Page.No</b>
<b>Demographic Test</b>	<b>3 - 4</b>
<b>Chapter : 1 – Forward Numbers</b>	<b>5- 15</b>
• Drill the numbers	5 - 9
• Count and Write, draw	10 – 11
• Count and Write, colour	12 - 13
• Count and Write	14 - 15
<b>Chapter : 2 –After, Before and Between &amp; Missing Numbers</b>	<b>16 - 23</b>
• Before numbers	17 - 18
• After numbers	19 – 20

# Demographic Test

Q1. Write numbers from 1-50.

	1		1	1		2	1		3	1		4	1
	2		1	2		2	2		3	2		4	2
	3		1	3		2	3		3	3		4	3
	4		1	4		2	4		3	4		4	4
	5		1	5		2	5		3	5		4	5
	6		1	6		2	6		3	6		4	6
	7		1	7		2	7		3	7		4	7
	8		1	8		2	8		3	8		4	8
	9		1	9		2	9		3	9		4	9
1	0		2	0		3	0		4	0		5	0

Q2. Write numbers from 1-50.

	1		1	1		2	1		3	1		4	1
	2		1	2		2	2		3	2		4	2
	3		1	3		2	3		3	3		4	3
	4		1	4		2	4		3	4		4	4
	5		1	5		2	5		3	5		4	5
	6		1	6		2	6		3	6		4	6
	7		1	7		2	7		3	7		4	7
	8		1	8		2	8		3	8		4	8
	9		1	9		2	9		3	9		4	9
1	0		2	0		3	0		4	0		5	0


**Q3. Write numbers from 51-100.**

5	1		6	1		7	1		8	1		9	1
5	2		6	2		7	2		8	2		9	2
5	3		6	3		7	3		8	3		9	3
5	4		6	4		7	4		8	4		9	4
5	5		6	5		7	5		8	5		9	5
5	6		6	6		7	6		8	6		9	6
5	7		6	7		7	7		8	7		9	7
5	8		6	8		7	8		8	8		9	8
5	9		6	9		7	9		8	9		9	9
6	0		7	0		8	0		8	0	1	0	0

**Q4. Write numbers from 51-100.**

5	1		6	1		7	1		8	1		9	1
5	2		6	2		7	2		8	2		9	2
5	3		6	3		7	3		8	3		9	3
5	4		6	4		7	4		8	4		9	4
5	5		6	5		7	5		8	5		9	5
5	6		6	6		7	6		8	6		9	6
5	7		6	7		7	7		8	7		9	7
5	8		6	8		7	8		8	8		9	8
5	9		6	9		7	9		8	9		9	9
6	0		7	0		8	0		8	0	1	0	0

# Chapter 1 - Forward Numbers (101-130)

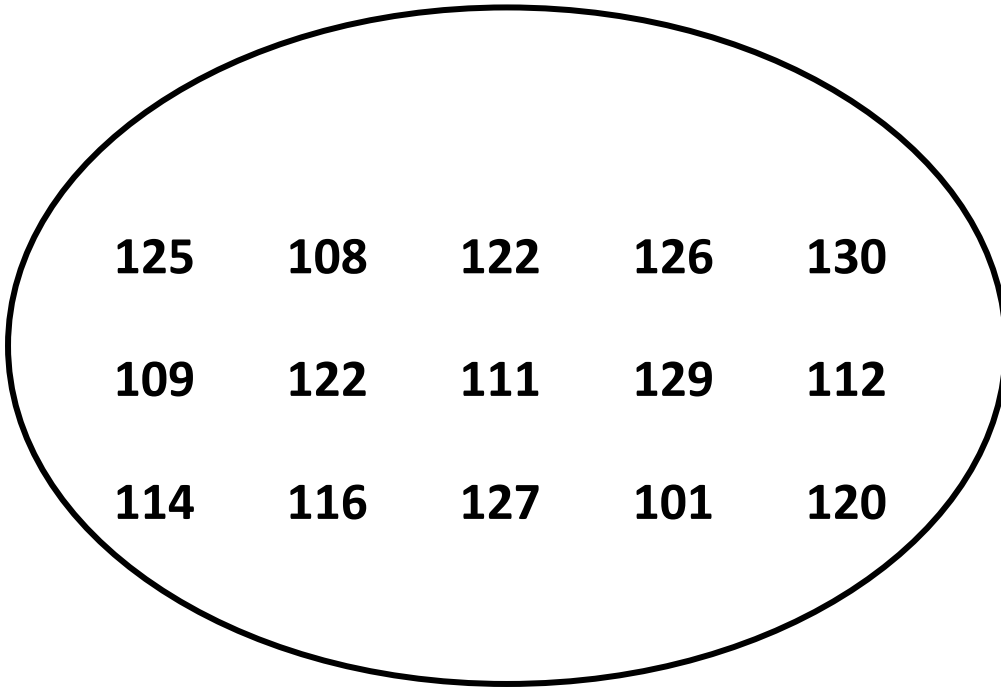


<b>101</b>	<b>111</b>	<b>121</b>
<b>102</b>	<b>112</b>	<b>122</b>
<b>103</b>	<b>113</b>	<b>123</b>
<b>104</b>	<b>114</b>	<b>124</b>
<b>105</b>	<b>115</b>	<b>125</b>
<b>106</b>	<b>116</b>	<b>126</b>
<b>107</b>	<b>117</b>	<b>127</b>
<b>108</b>	<b>118</b>	<b>128</b>
<b>109</b>	<b>119</b>	<b>129</b>
<b>110</b>	<b>120</b>	<b>130</b>





Q1. Find and Colour the given numbers with yellow.



104	108	117	116	130	129
109	123	102	111	115	130
110	111	112	113	114	127
120	117	105	106	129	100
119	106	106	127	119	111
105	107	118	128	120	102
101	124	125	101	102	123
123	102	130	126	123	102
122	108	129	112	104	120
121	118	104	115	128	109

Q2. Find and Colour the given numbers with green.

128    130    117    115    101  
129    122    126    111    110  
130    119    127    121    108

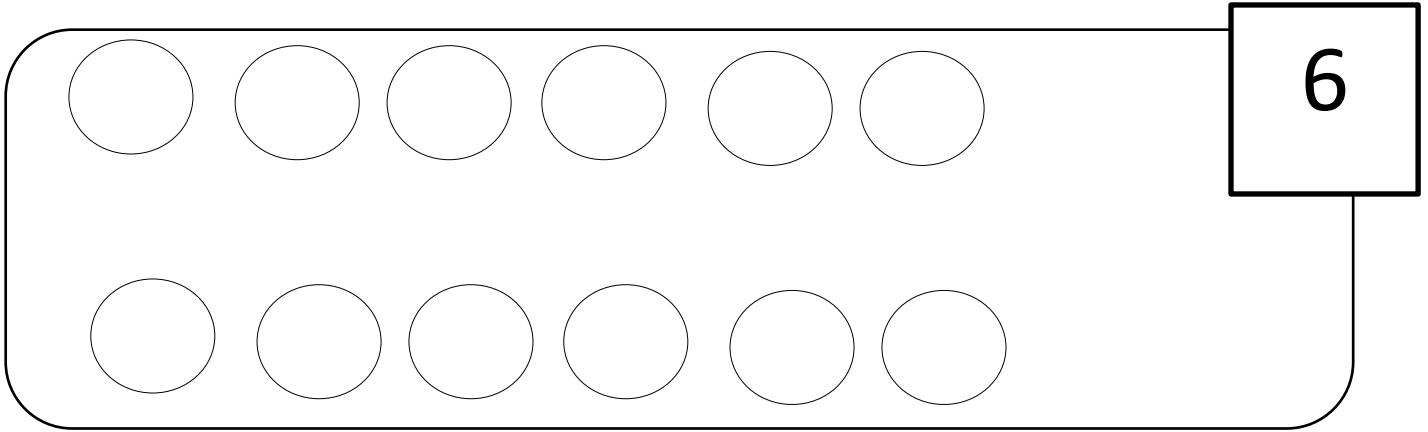


104	108	117	116	130	129
109	123	102	111	115	130
110	111	112	113	114	127
120	117	105	106	129	100
119	106	106	127	119	111
105	107	118	128	120	102
101	124	125	101	102	123
123	102	130	126	123	102
122	108	129	112	104	120
121	118	104	115	128	109


# Count, Write and Draw

Q1. Count the objects, Write the number and Draw them in the space given.

6



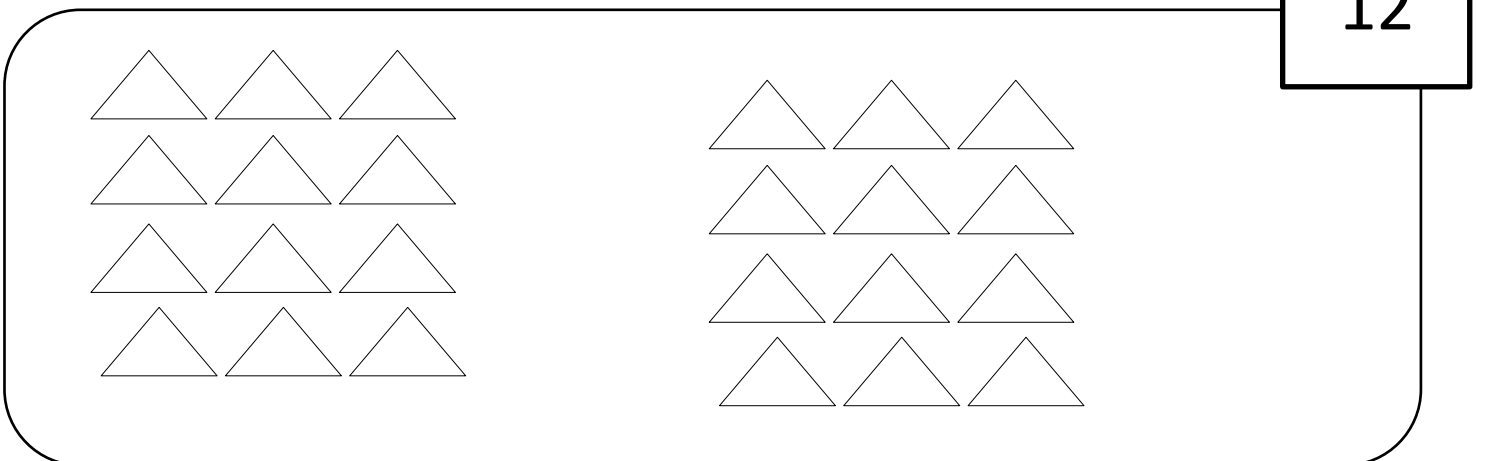
10



8




12



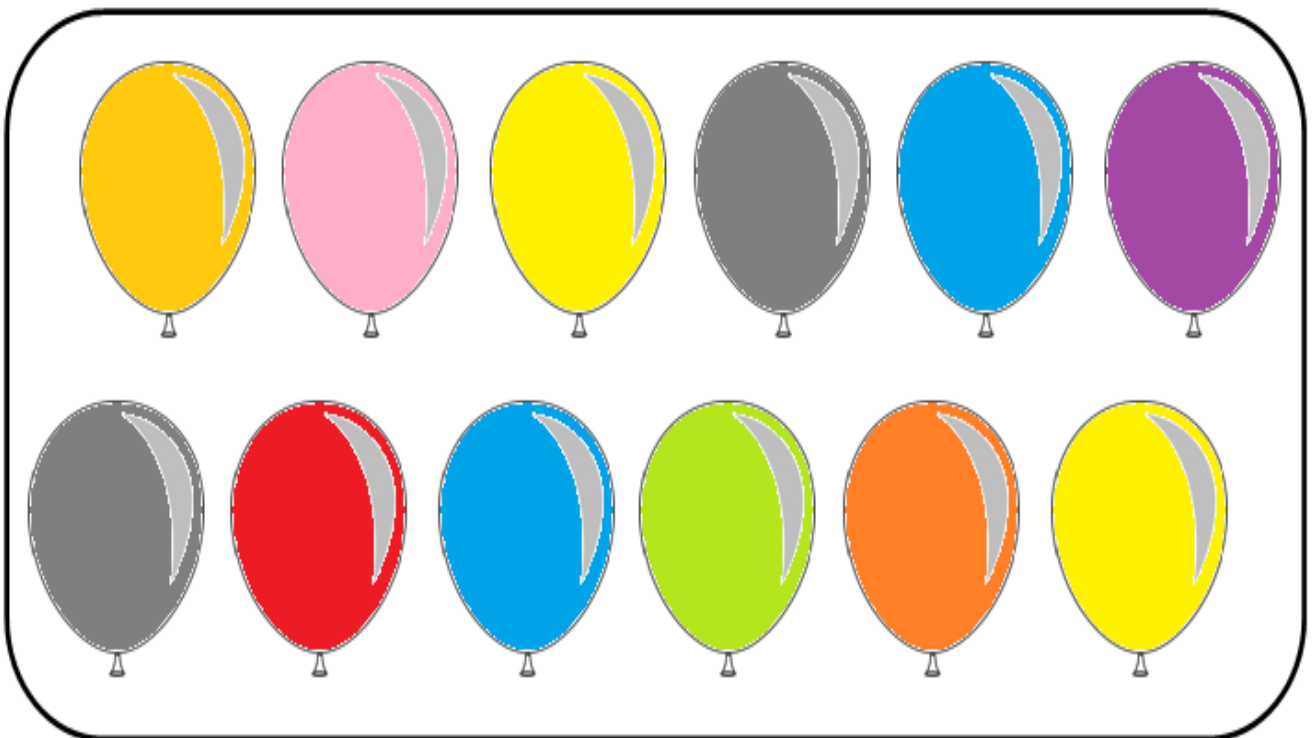
# Count, Write and Color

Q2. Count the objects, Write the number and Color them.


1. How many shoes are there in the box?     18    




2. How many balloons are there in the box?     12    




3. How many mangoes are there in the box? \_\_\_\_\_ 24 \_\_\_\_\_




4. How many butterflies are there in the box? \_\_\_\_\_ 15 \_\_\_\_\_




Q3. Count the objects and Write them.




35






13



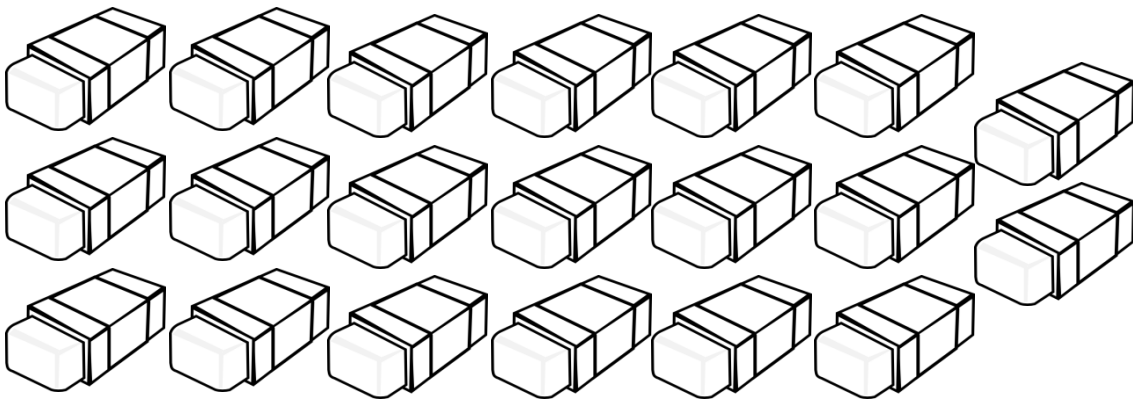
30




8




18



20



7



15

## Chapter 2


### After, Before, Between & Missing Numbers

Tulip, Piya and Divya are going for a ride.

Divya is **before** Piya and Tulip.

Tulip is **after** Piya and Divya.

Piya is **between** Divya and Tulip.



Now let us see before, after and between in numbers from 1 to 10.

**1 2 3 4 5 6 7 8 9 10**

Fill in the box

1

is before

2

6

is after

5

2

is after

1

7

is before

8

3











is between











4

and

5

Q1. Write the before numbers.





Q2. Write the after numbers.

