

Doon Public School Bhuj

Holiday Homework Instructions

Important Guidelines :

Summer vacations are round the corner. Its time for relaxation ,enjoyment and staying connected to academics. This is your holiday homework for **English** which you have to complete in your creative Notebook.

1. This homework will be thoroughly checked on reopening of the School.
2. The holiday homework must be done in a very neat and presentable manner.
3. Write the answers in proper place.
4. Do your work on daily basis.
5. Follow instructions given in detail through out the worksheet.

Class: LKG

Subject-English

CH-1. Patterns

Q.1- Copy the patterns neatly

Page-3






<i>lllll</i>	<i>lllll</i>	<i>lllll</i>	<i>lllll</i>	<i>lllll</i>

Q-2.Copy the patterns neatly






<i>lllll</i>	<i>lllll</i>	<i>lllll</i>	<i>lllll</i>	<i>lllll</i>

Q- 3 -Copy the patterns neatly.

Page-4






				

Q-4-Copy the patterns neatly.






				

Q-5 -Copy the patterns neatly.

Page-5

Q-6 -Copy the patterns neatly.

a	a	a	a	a
a	a	a	a	a
a	a	a	a	a

Q-2 Write the Cursive letter a neatly.

a	a	a	a	a

Q.3 Write the cursive letter "a" neatly.

a	a	a	a	a

CH-3Q1. Trace the cursive letter "b" neatly.

b	b	b	b	b
b	b	b	b	b
b	b	b	b	b

Q.2 Write the cursive letter "b" neatly.

Page-9

b	b	b	b	b

Q.2 Write the cursive letter "b" neatly.

b	b	b	b	b

Ch-4 : Q1. Trace the cursive letter "c" neatly.

Page-10

c	c	c	c	c

c	c	c	c	c

c	c	c	c	c

Q.2 Write the cursive letter "c" neatly.

Page-11

c	c	c	c	c

Q.3 Write the cursive letter "c" neatly.

c	c	c	c	c

CH-5 Q1. Trace the cursive letter "d" neatly.

Page-12

d	d	d	d	d

d	d	d	d	d

d	d	d	d	d

Q.2 Write the cursive letter "d" neatly.

Page-13

d	d	d	d	d

Q.3 Write the cursive letter "d" neatly.

d	d	d	d	d

e	e	e	e	e

e	e	e	e	e

e	e	e	e	e

e	e	e	e	e


e	e	e	e	e

a	b	c	d	e

Q-2. Write the Cursive letter *a* to *e*.

<i>a</i>	<i>b</i>	<i>c</i>	<i>d</i>	<i>e</i>




Q- 3. Write the first letter of the given picture.



<i>a</i>

<i>b</i>

<i>d</i>




<i>c</i>

<i>e</i>

<i>b</i>

Q-4. Write the first letter of the given picture.



<i>b</i>

<i>e</i>

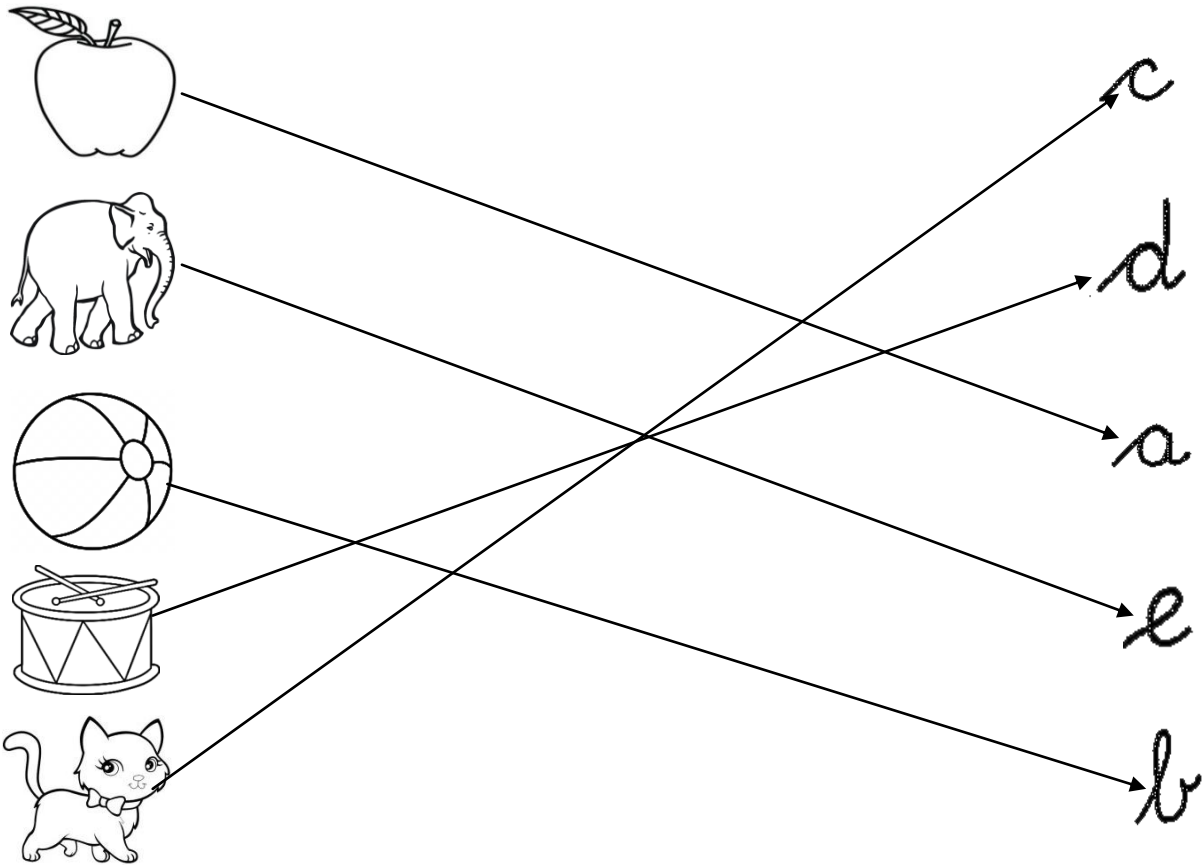
<i>a</i>



<i>e</i>

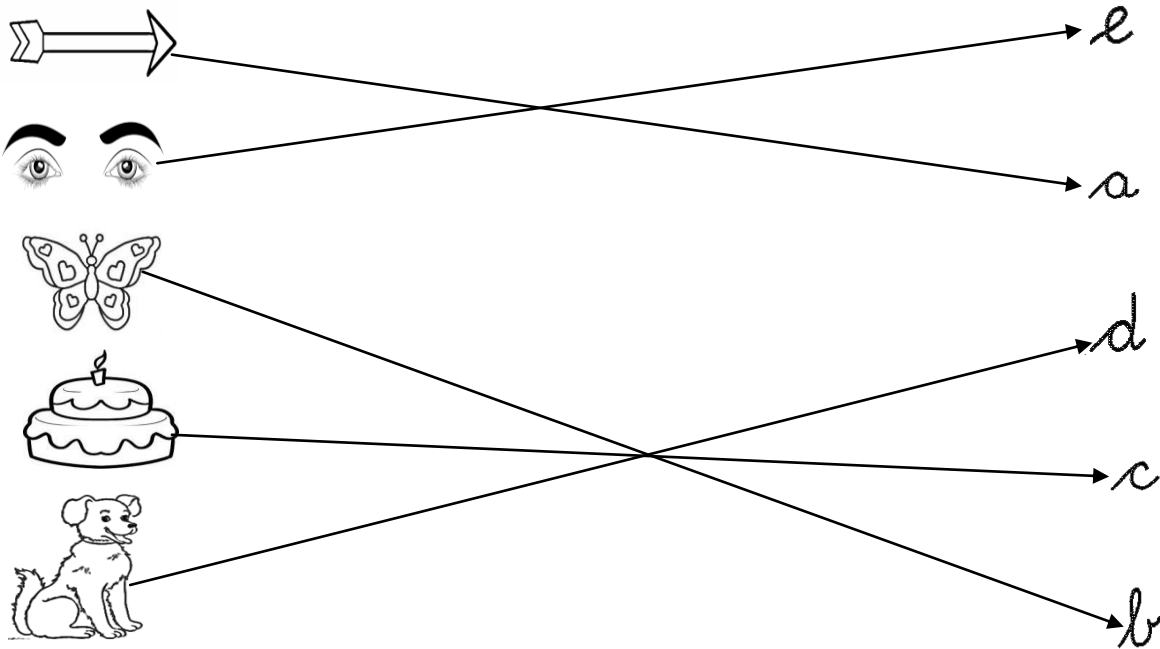
<i>d</i>

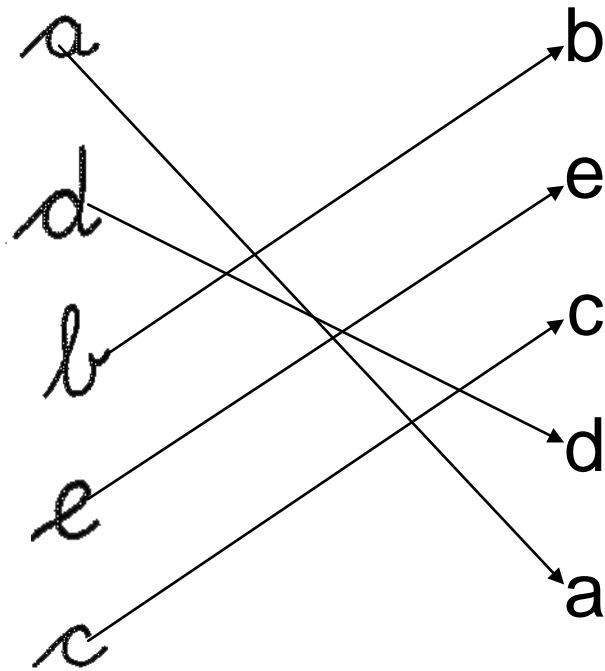
<i>c</i>



(1. *a* for Apple 2. *e* for Elephant 3. *b* for Ball 4. *d* for Drum 5. *c* for Cat)

Q-6. Match the picture to the letter





Q-8. Match Small Cursive to Small alphabet.

